

vortexTMdeck

For one step fastening of decking boards to timber.

One Step fastening of hardwood and softwood decking boards to timber.

Suitable for fastening decking boards from 19mm to 25mm thick.

Unique split free cutting point drills decking without the need to pre drill

Self embedding low profile square drive bullet head for neat flush finish.


Stainless Steel 316 (A4).

Suitable for use in corrosive environments e.g. swimming pool decking.

Square Drive No.2 for positive engagement.

No need for pre drilling or countersinking.

Cutting installation time by half



vortexTMdeck

For one step fastening of decking boards to timber.

PRODUCT DESCRIPTION

**VORTEXTM DECK
316 SERIES (A4)
SELF EMBEDDING BULLET HEAD - SQUARE DRIVE
FOR TIMBER**



Gauge	Size	Product Features	Std Pack	Product Code	Hexagonal Drive Bit
10g	10g - 11 x 50	SS 316	500	SMQC6500502	No. 2
		SS 316	100	SMQC6500508	
10g	10g - 11 x 65	SS 316	500	SMQC6500652	No. 2
		SS 316	100	SMQC6500658	

APPLICATIONS

One step fastening of timber to timber:

- Hardwood Decking
- Treated Pine Decking
- Fencing Panels

INSTALLATION RECOMMENDATIONS

Use a power screw driver with variable speed.

For best results drive screw at 1000 to 1500 RPM.

Only use Bremick Square Drive No2 Drive Bits.

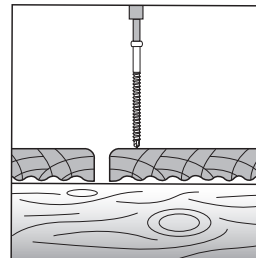
Stagger fastening lines to optimise fastening security.

Vortex is a registered trade mark of Bremick Pty Ltd.
Copyright © 2010

SETTING INSTRUCTIONS

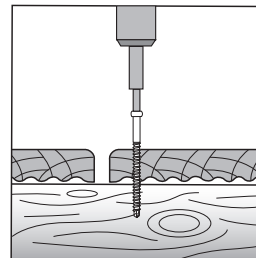
1: Position

Insert drive bit into screw drive recess. Position screw point at fastening location

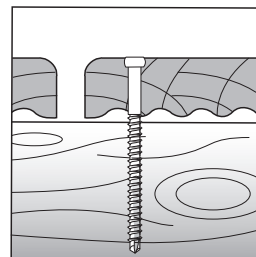


2: Drive

Using a power screw driver drive screw until flush with deck.



3: Finish



Authorised Distributor:

VORTEXTM TIMBER DECKING SCREWS

